






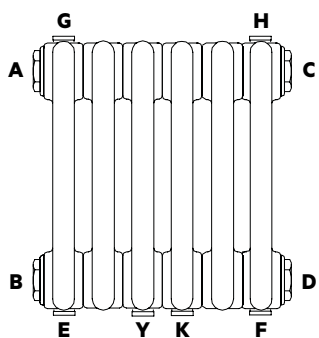
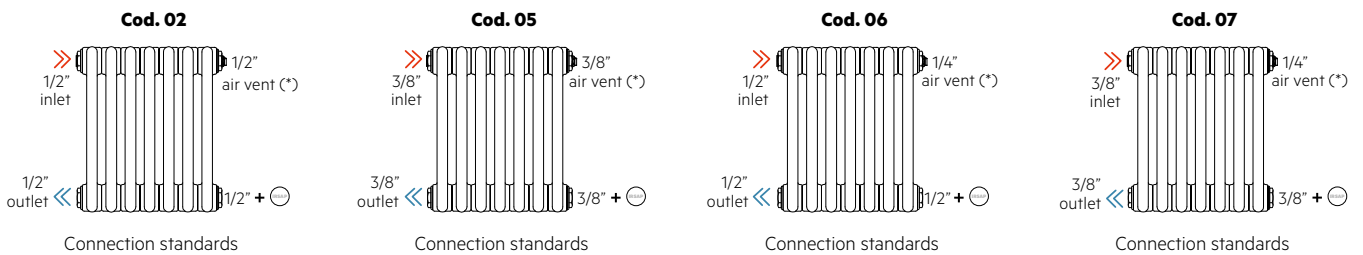


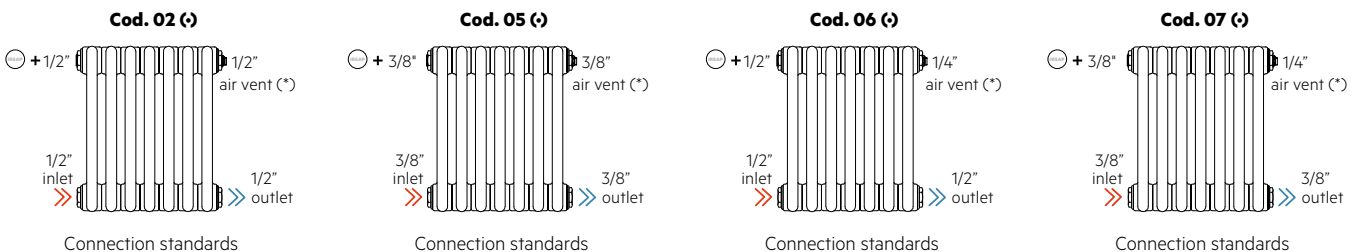
CONFIGURATIONS / HYDRAULIC CONNECTIONS

<ul style="list-style-type: none">  Mobile baffle  Welded baffle  Inlet  Outlet  1/2" or 3/8" blind plug  1/2" welded connection  1/2"-1/4" - 3/8" air vent 	KEY 	<ul style="list-style-type: none"> A = top left plug B = bottom left plug C = top right plug D = bottom right plug E = 1/2" manifold bottom left F = 1/2" manifold bottom right G = 1/2" manifold top left H = 1/2" manifold top right Y = 1/2" mm pitch bottom manifolds K = 1/2" mm pitch bottom manifolds
--	---	--

Side connections

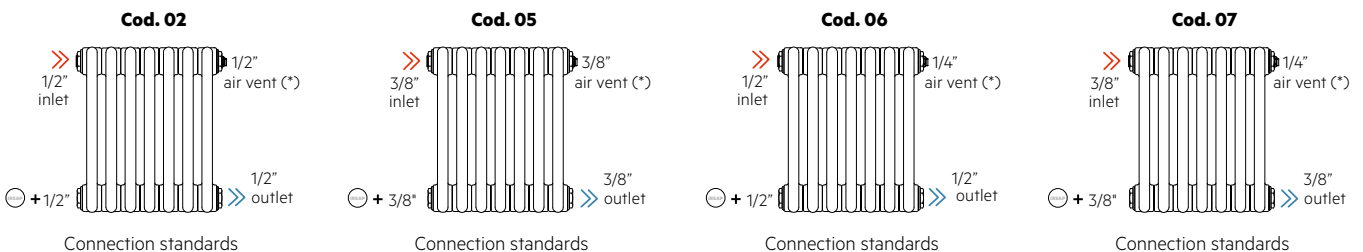


Bottom connection

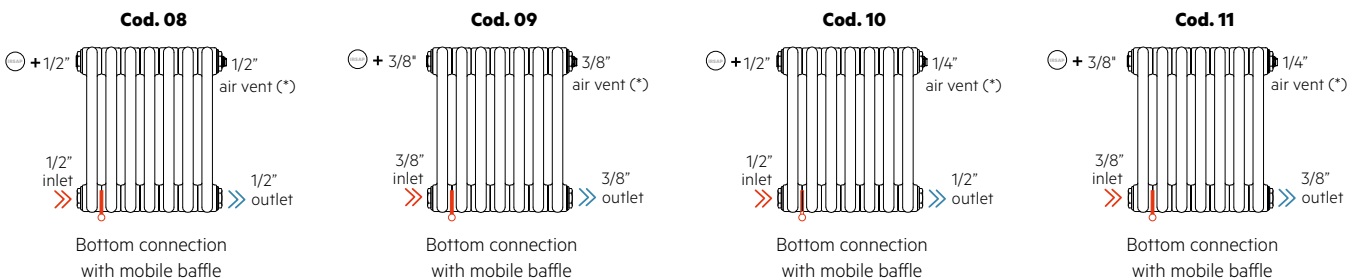


• For TESI radiators lower than 1000 mm or radiators with more than 15 sections.

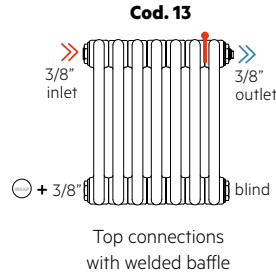
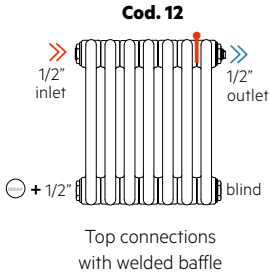
Opposite connection



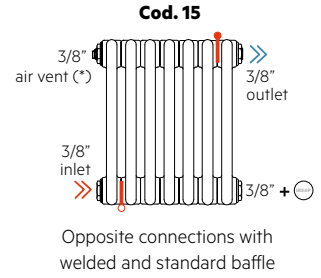
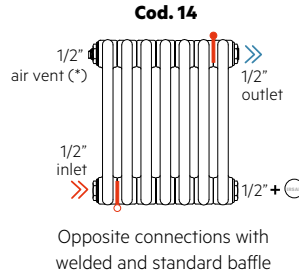
Bottom connection with standard baffle



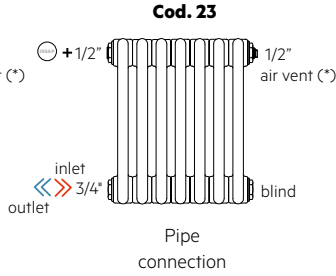
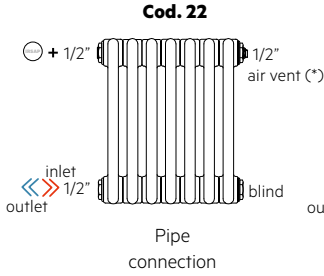
Connections on the top part with welded baffle



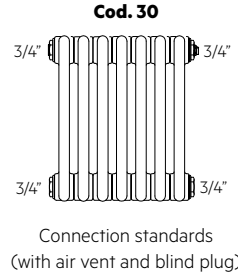
Opposite connection with standard baffle and welded baffle



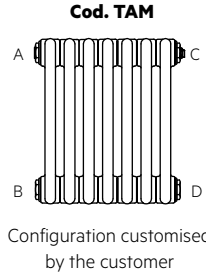
Horizontal single pipe connection



Standard Connections 3/4"



Customised Configuration



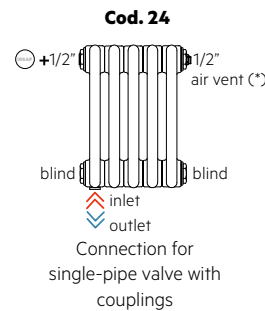
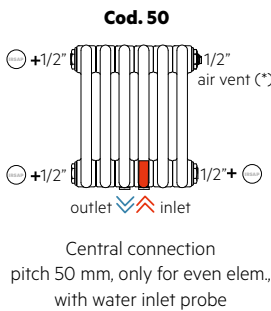
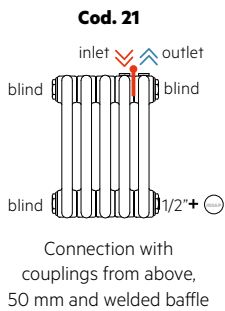
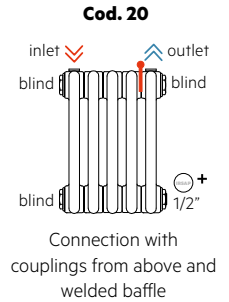
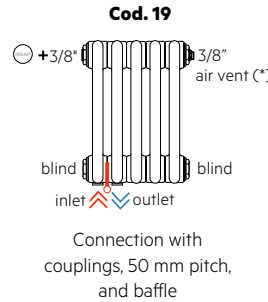
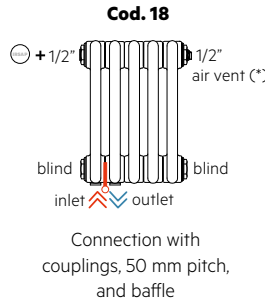
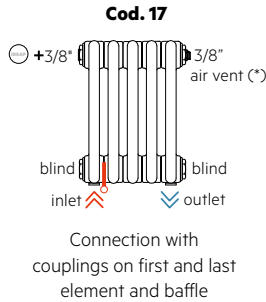
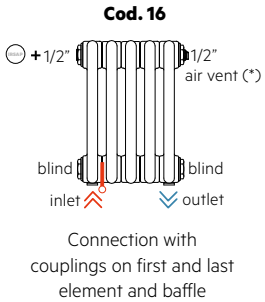
(*) The vent valve and the wall fixing brackets are not included in the price of the unit.

- See Page 63 to order closing caps and reducing connectors (unassembled).
- The configurations proposed (**COD. 02, 05, 06 and 07**) cover the most commonly used connections.
- The remaining configurations permit quick and easy installation even in unusual system situations.
- The reduction to 1/2" or 3/8", hex socket head (Allen wrench 8 mm) is equipped with an ABS cover marked IRSAP.

Other configurations are possible with different bush diameters: 1"; 3/4"; 1/2"; 3/8" and 1/4" blind.

ALWAYS STATE THE POSITION OF THE BUSHES

TESI with the manifolds and plugs assembled

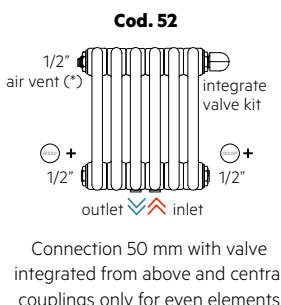
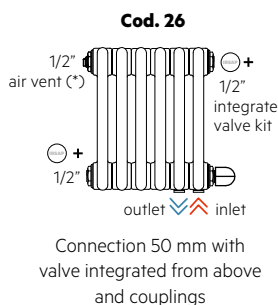
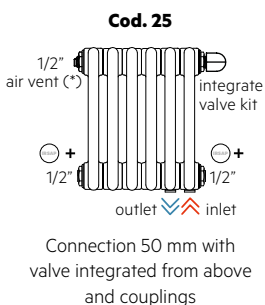


VERTICAL single pipe connection with welded pipefitting Cod. 24

This hydraulic connection can not be mounted on the radiator TESI 2. For the TESI 2 radiator ask for hydraulic connection with 1/2" thread. TESI on the radiator 4 and 6 to mount this hydraulic connection using a flexible probe.

CAUTION: these configurations (Cod. 18 and Cod. 19) are not suitable for insertion of the integrated valve (for insertion of the integrated valve, see configurations Cod. 25 and Cod. 26).

TESI radiator with integrated valve and couplings from below



Configurations Cod. 25, Cod. 26 and Cod. 52 include:

- 1 1/2" chrome-plated adjustable air vent;
- 2 1/2" flush chromium-plated plugs with cover.

The thermostat head is available as accessory for these configurations (see page 564).