



ARPA 12 HORIZONTAL

30 elements, height 544 mm, length 1820 mm. Sunstone finish (cod. 2D). Configuration cod. 01.



Technical features:

- manifolds with a 30 mm diameter circular section
- tubes made of sheet steel with an 12 mm diameter
- manifold threading 1/2" Gas right
- maximum working pressure 10 bar
- maximum working temperature 95°C

Finishes available	Surcharge
Standard White	
Classic finishes	
Special finishes	
Other RAL colors	

Finishing codes see page 596.



Model	Code	Depth		Lenght		Conn. C.	Weight	Cap.
		P mm	L mm	L' mm	L'' mm			
520	A12 0520 YY 01 IR 01 H	40	520	470	0,23	0,06		
550	A12 0550 YY 01 IR 01 H	40	550	500	0,24	0,06		
650	A12 0650 YY 01 IR 01 H	40	650	600	0,27	0,07		
670	A12 0670 YY 01 IR 01 H	40	670	620	0,27	0,07		
700	A12 0700 YY 01 IR 01 H	40	700	650	0,28	0,07		
750	A12 0750 YY 01 IR 01 H	40	750	700	0,29	0,07		
850	A12 0850 YY 01 IR 01 H	40	850	800	0,33	0,08		
870	A12 0870 YY 01 IR 01 H	40	870	820	0,34	0,08		
920	A12 0920 YY 01 IR 01 H	40	920	870	0,35	0,09		
1220	A12 1220 YY 01 IR 01 H	40	1220	1170	0,45	0,10		
1520	A12 1520 YY 01 IR 01 H	40	1520	1470	0,54	0,13		
1820	A12 1820 YY 01 IR 01 H	40	1820	1770	0,64	0,15		
2020	A12 2020 YY 01 IR 01 H	40	2020	1970	0,70	0,17		
2220	A12 2220 YY 01 IR 01 H	40	2220	2170	0,77	0,18		
2520	A12 2520 YY 01 IR 01 H	40	2520	2470	0,87	0,20		

Price included:

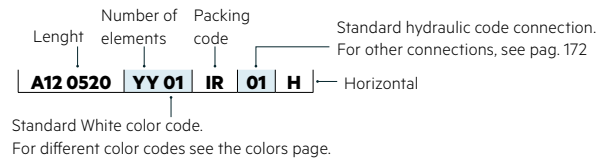


Number of elements:

Radiators with an odd number of elements will be supplied at the same price as a radiator with the next even number of elements.

For example: an ARPA 12 Horizontal 1820 lenght and 9 elements wide = the price of an ARPA 12 Horizontal 1820 lenght and 10 elements wide.

Key Codes



ARPA 12 Horizontal: Power in Watt for linear metre


N. el.	4	6	8	10	12	14	16	18	20	22	24	26	28	30	32	34	36	38	40	42	44	46	48	50	52	54	56	58	60
Btu/h Δt= 50°C	754,5	920,9	1087,3	1253,6	1420,0	1586,3	1752,7	1919,1	2085,4	2251,8	2418,1	2592,3	2760,9	2924,8	3083,2	3236,5	3384,3	3527,3	3665,6	3798,4	3926,8	4050,0	4168,8	4282,9	4392,5	4497,3	4598,0	4694,3	4786,4
Watt Δt= 50°C	221,0	269,7	318,5	367,2	415,9	464,7	513,4	562,1	610,8	659,6	708,3	759,3	808,7	856,7	903,1	948,0	991,3	1033,2	1073,7	1112,6	1150,2	1186,3	1221,1	1254,5	1286,6	1317,3	1346,8	1375,0	1402,0
Watt Δt= 40°C	165,7	202,3	239,1	275,9	312,8	350,3	387,9	425,8	462,5	499,3	541,1	580,6	619,0	656,4	692,6	727,9	762,1	795,2	827,3	858,3	888,3	917,7	937,9	960,9	982,8	1003,5	1023,2	1041,7	1059,3
Watt Δt= 30°C*	114,2	139,7	165,2	190,8	216,6	243,3	270,3	297,6	323,2	348,7	382,3	410,8	438,5	465,6	492,0	517,8	542,9	567,4	591,2	614,2	636,7	652,6	667,5	681,4	694,5	706,6	717,9	728,3	738,0
Watt Δt= 20°C	67,6	82,8	98,1	113,5	129,0	145,6	162,5	179,7	195,0	210,2	234,4	252,3	269,8	287,0	303,8	320,4	336,7	352,6	368,1	383,3	398,2	406,1	413,3	419,8	425,7	431,0	435,7	439,8	443,4
Modification index	1,292	1,289	1,285	1,282	1,277	1,267	1,256	1,245	1,246	1,248	1,207	1,203	1,198	1,194	1,189	1,184	1,179	1,173	1,168	1,163	1,158	1,170	1,182	1,195	1,207	1,219	1,232	1,244	1,256

(*) Thanks to the high performance of Irsap ARPA 12 Horizontal radiators, the ideal Δt for low temperature projects is Δt at 30°C.


For Δt different from 50°C use the formula: Q=Qn (Δt / 50)ⁿ

Special Options

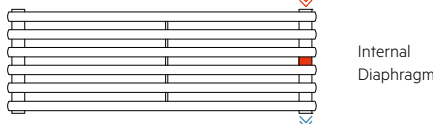
Cod. 88



Cod. 82



Cod. 80



Manifolds:

The pipefittings welded on the side manifold can be positioned at any point at a specified distance between centres. It is compulsory in this type of installation to install a diaphragm during production to ensure the product functions correctly. The minimum possible distance between centres is equal to 50 mm (Cod. 88), while the maximum distance depends on the length of the radiator (cod. 82).

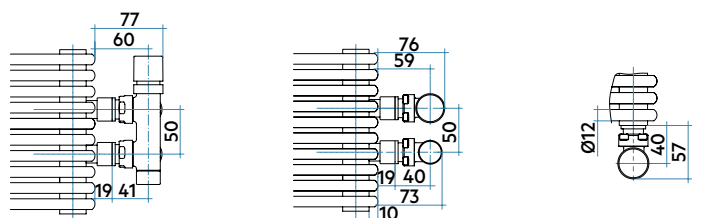
The maximum distance between centres is equal to the number of elements - 2 multiplied by 18 (element pitch): H' = 18 x (n° of elements - 2).

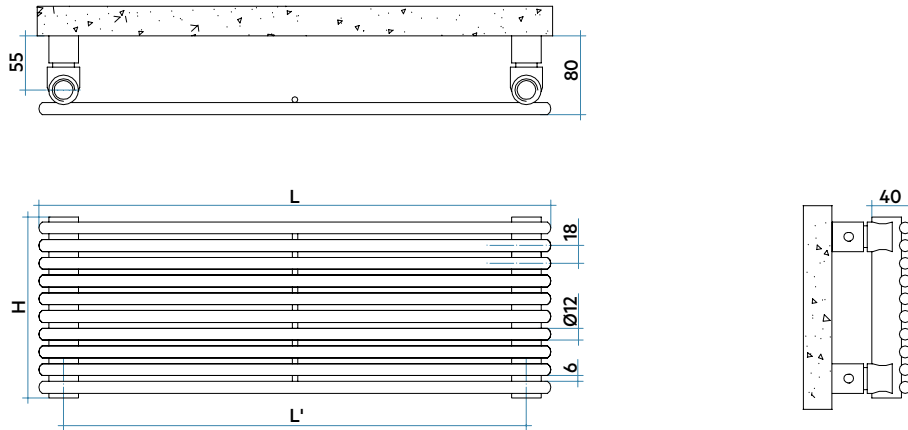
Side Connections (Cod. M82, M88): for side water connections insert an internal flow diverter to the bottom manifold

Internal Diaphragm (Cod. M80): Prearrangement for side connections with 1/2" welded fittings and internal baffle

For other connections see page 172

Connection dimensions with IRSAP valves



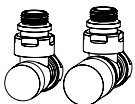


COMPLETE BATTERY DATA

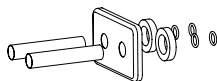
LENGHT (L)

(H)			520	550	650	670	700	750	850	870	920	1220	1520	1820	2020	2220	2520
Height mm	76																
yy = N° elem.	4	W	115	122	144	148	155	166	188	192	203	270	336	402	446	491	557
Height mm	112																
yy = N° elem.	6	W	140	148	175	181	189	202	229	235	248	329	410	491	545	599	680
Height mm	148																
yy = N° elem.	8	W	166	175	207	213	223	239	271	277	293	389	484	580	643	707	803
Height mm	184																
yy = N° elem.	10	W	191	202	239	246	257	275	312	319	338	448	558	668	742	815	925
Height mm	220																
yy = N° elem.	12	W	216	229	270	279	291	312	354	362	383	507	632	757	840	923	1048
Height mm	256																
yy = N° elem.	14	W	242	256	302	311	325	348	395	404	427	567	706	846	939	1032	1171
Height mm	292																
yy = N° elem.	16	W	267	282	334	344	359	385	436	447	472	626	780	934	1037	1140	1294
Height mm	328																
yy = N° elem.	18	W	292	309	365	377	393	422	478	489	517	686	854	1023	1135	1248	1417
Height mm	364																
yy = N° elem.	20	W	318	336	397	409	428	458	519	531	562	745	928	1112	1234	1356	1539
Height mm	400																
yy = N° elem.	22	W	343	363	429	442	462	495	561	574	607	805	1003	1200	1332	1464	1662
Height mm	436																
yy = N° elem.	24	W	368	390	460	475	496	531	602	616	652	864	1077	1289	1431	1572	1785
Height mm	472																
yy = N° elem.	26	W	395	418	494	509	532	569	645	661	699	926	1154	1382	1534	1686	1913
Height mm	508																
yy = N° elem.	28	W	421	445	526	542	566	607	687	704	744	987	1229	1472	1634	1795	2038
Height mm	544																
yy = N° elem.	30	W	445	471	557	574	600	643	728	745	788	1045	1302	1559	1731	1902	2159
Height mm	580																
yy = N° elem.	32	W	470	497	587	605	632	677	768	786	831	1102	1373	1644	1824	2005	2276
Height mm	616																
yy = N° elem.	34	W	493	521	616	635	664	711	806	825	872	1157	1441	1725	1915	2105	2389
Height mm	652																
yy = N° elem.	36	W	515	545	644	664	694	743	843	862	912	1209	1507	1804	2002	2201	2498
Height mm	688																
yy = N° elem.	38	W	537	568	672	692	723	775	878	899	951	1261	1570	1880	2087	2294	2604
Height mm	724																
yy = N° elem.	40	W	558	591	698	719	752	805	913	934	988	1310	1632	1954	2169	2384	2706
Height mm	760																
yy = N° elem.	42	W	579	612	723	745	779	834	946	968	1024	1357	1691	2025	2247	2470	2804
Height mm	796																
yy = N° elem.	44	W	598	633	748	771	805	863	978	1001	1058	1403	1748	2093	2323	2553	2899
Height mm	832																
yy = N° elem.	46	W	617	652	771	795	830	890	1008	1032	1091	1447	1803	2159	2396	2634	2989
Height mm	868																
yy = N° elem.	48	W	635	672	794	818	855	916	1038	1062	1123	1490	1856	2222	2467	2711	3077
Height mm	904																
yy = N° elem.	50	W	652	690	815	841	878	941	1066	1091	1154	1530	1907	2283	2534	2785	3161
Height mm	940																
yy = N° elem.	52	W	669	708	836	862	901	965	1094	1119	1184	1570	1956	2342	2599	2856	3242
Height mm	976																
yy = N° elem.	54	W	685	725	856	883	922	988	1120	1146	1212	1607	2002	2397	2661	2924	3320
Height mm	1012																
yy = N° elem.	56	W	700	741	875	902	943	1010	1145	1172	1239	1643	2047	2451	2721	2990	3394
Height mm	1048																
yy = N° elem.	58	W	715	756	894	921	963	1031	1169	1196	1265	1678	2090	2503	2778	3053	
Height mm	1084																
yy = N° elem.	60	W	729	771	911	939	981	1052	1192	1220	1290	1710	2131	2552	2832	3112	

Decorative & Technical Accessories



Kit Valves and Lockshield valve
Pag. 562



Pipe cover kit
Pag. 566

