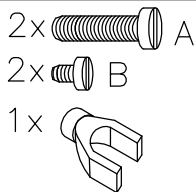
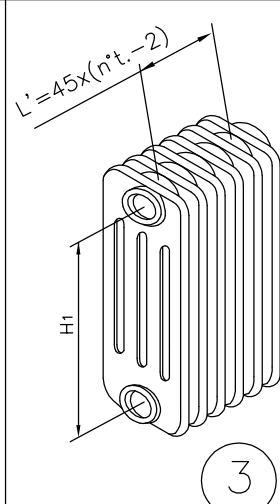


cod.877M0919

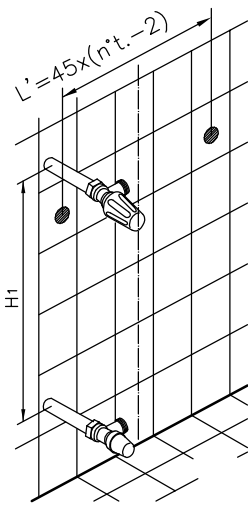
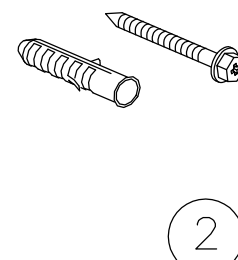
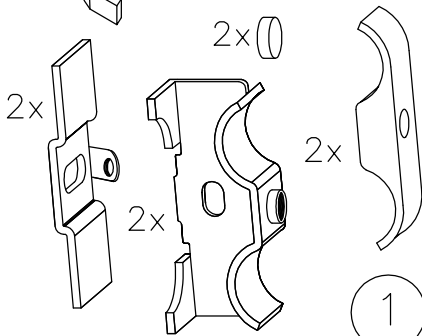


Accessori inclusi-
Accessoires compris-
Accessories included-
Zubehör inklusive-
Accesorios incluidos-
Accesorii incluse-
Аксессуары включены

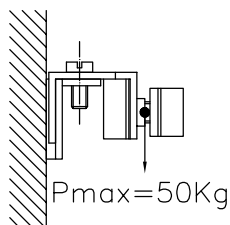
Accessori non inclusi-
Accessoires non compris
Accessories not included-
Zubehör nicht inklusive-
Accesorios no incluidos-
Accesorii neincluse-
Аксессуары не включены



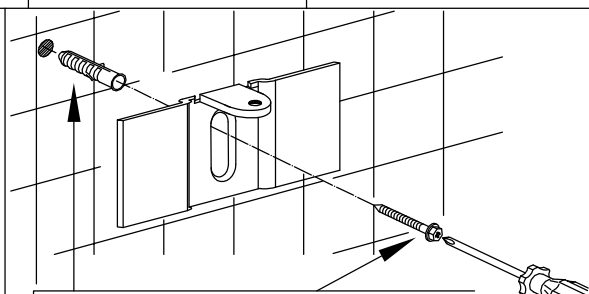
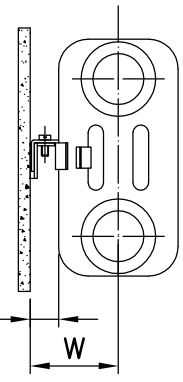
Istruzioni di montaggio ed uso.
Operation instructions.
Instructions de montage et usage.
Montage-und Bedienungsanleitung.
Instrucciones de montaje y uso.
instrucțiuni pentru montare și utilizare.
Инструкция по монтажу и эксплуатации



n°t.=numero elementi
n°t.=number of elements
n°t.=nombre de éléments
n°t.=anzahl glieder
n°t.=número de elementos
n°t.=număr elemente
n°t.=количество секций

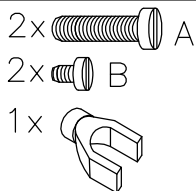


TESI	W
2	56.5
3	74.5
4	93.5
5	112.5
6	131.5



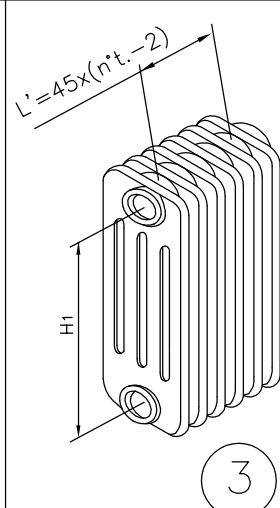
UTILIZZARE UN NUMERO ADEGUATO DI VITI E TASSELLI IN RELAZIONE AL TIPO DI MURO.
USE AN ADEQUATE NUMBER OF SCREWS AND ANCHORS IN RELATION TO THE TYPE OF WALL.
UTILISEZ UN NOMBRE DE VIS ET DE CHEVILLES ADÉQUATE PAR RAPPORT AU TYPE DE MUR.
VERWENDEN SIE EINE AUSREICHENDE ANZAHL VON SCHRAUBEN UND DÜBEL MIT BEZUG AUF DEN WANDTYP.
UTILICE UN NÚMERO UTILICE UN NÚMERO ADECUADO DE TORNILLOS Y TACOS SEGÚN EL TIPO DE PARED.
UTILIZAȚI UN NUMĂR CORESPUNZĂTOR DE ȘURUBURI ȘI DIBLURI ÎN FUNCȚIE DE TIPUL PERETELUI.
ИСПОЛЬЗУЙТЕ СООТВЕТСТВУЮЩЕЕ ЧИСЛО ВИНТОВ И АНКЕРОВ В ЗАВИСИМОСТИ ОТ ТИПА СТЕНЫ.

cod.877M0919

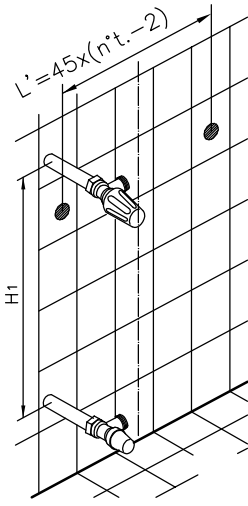
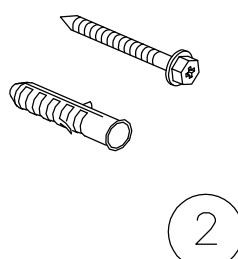
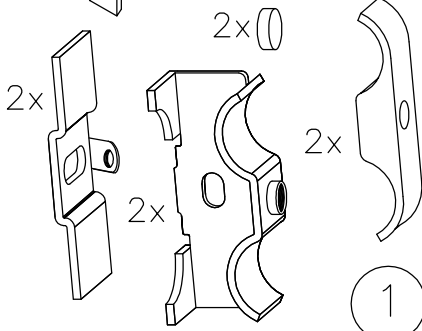


Accessori inclusi-
Accessoires compris-
Accessories included-
Zubehör inklusive-
Accesorios incluidos-
Accesorii incluse-
Аксессуары включены

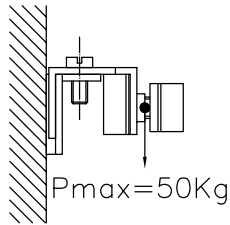
Accessori non inclusi-
Accessoires non compris
Accessories not included-
Zubehör nicht inklusive-
Accesorios no incluidos-
Accesorii neincluse-
Аксессуары не включены



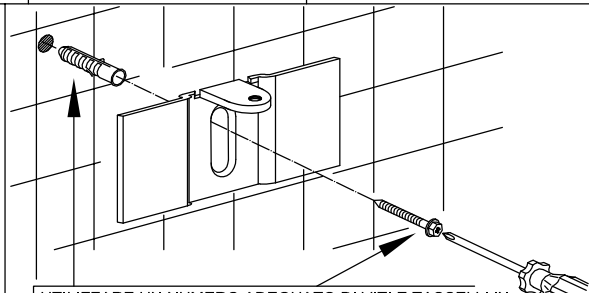
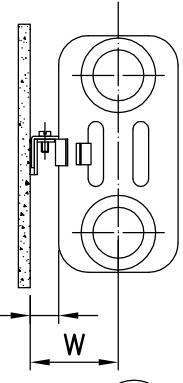
Istruzioni di montaggio ed uso.
Operation instructions.
Instructions de montage et usage.
Montage-und Bedienungsanleitung.
Instrucciones de montaje y uso.
instrucțiuni pentru montare și utilizare.
Инструкция по монтажу и эксплуатации



n°t.=numero elementi
n°t.=number of elements
n°t.=nombre de éléments
n°t.=anzahl glieder
n°t.=número de elementos
n°t.=număr elemente
n°t.=количество секций



TESI	W
2	56.5
3	74.5
4	93.5
5	112.5
6	131.5



UTILIZZARE UN NUMERO ADEGUATO DI VITI E TASSELLI IN RELAZIONE AL TIPO DI MURO.
USE AN ADEQUATE NUMBER OF SCREWS AND ANCHORS IN RELATION TO THE TYPE OF WALL.
UTILISEZ UN NOMBRE DE VIS ET DE CHEVILLES ADÉQUATE PAR RAPPORT AU TYPE DE MUR.
VERWENDEN SIE EINE AUSREICHENDE ANZAHL VON SCHRAUBEN UND DÜBEL MIT BEZUG AUF DEN WANDTYP.
UTILICE UN NÚMERO UTILICE UN NÚMERO ADECUADO DE TORNILLOS Y TACOS SEGÚN EL TIPO DE PARED.
UTILIZAȚI UN NUMĂR CORESPUNZĂTOR DE ȘURUBURI ȘI DIBLURI ÎN FUNCȚIE DE TIPUL PERETELUI.
ИСПОЛЬЗУЙТЕ СООТВЕТСТВУЮЩЕЕ ЧИСЛО ВИНТОВ И АНКЕРОВ В ЗАВИСИМОСТИ ОТ ТИПА СТЕНЫ.

